


LOCKNCLIMB®

Ergonomic Safety Ladder System for Boeing 787




A) 6MINIDUAL



Interior overhead cabin bins, galley bins and electronics.

B) 5MINIPYLON*




GPU port, fuselage area ports.

C) 9LNCPYLON*




Thrust reversers, engine cowling, and nose gear.

D) 10WWCADET



Lower areas above wheel well door and landing gear.

E) 13WWCADET




Upper areas of the wheel well, landing gear and trunion areas.

F) 15COWLPYLON



Under the engine fan cowls.

G) EELITE



E&E compartment right side, aft of front cargo door.

*LOCKNTRAY15



*Optional for ladders indicated.

Contact:
Aircraft Sales
LockNclimb, LLC
2500 West Laurel Street
Independence, KS 67301
sales@locknclimb.com
(620) 577-2577

www.locknclimb.com